



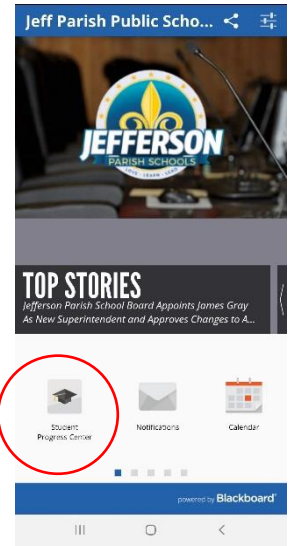
JCampus Student Progress Center Parent Log-In Instructions (for smart phone/tablet)

- Check attendance
- Check for upcoming assignments
- Check fees
- Check notes
- Email teachers directly from the site
- Check grades
- Check Discipline
- Print test scores

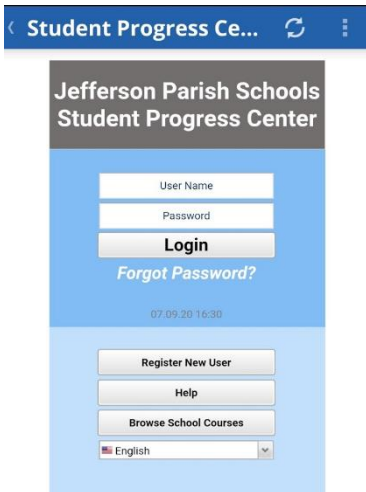
1. Download the JP Schools App from the App Store.



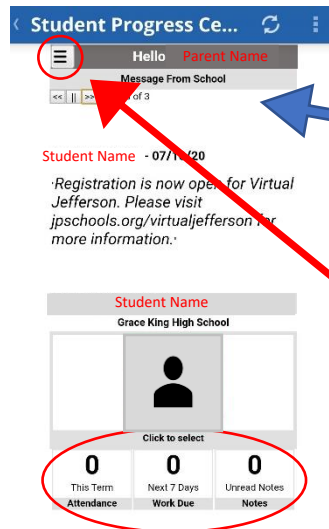
2. Open the App and select Student Progress Center.



3. Log in using the information provided by the school.



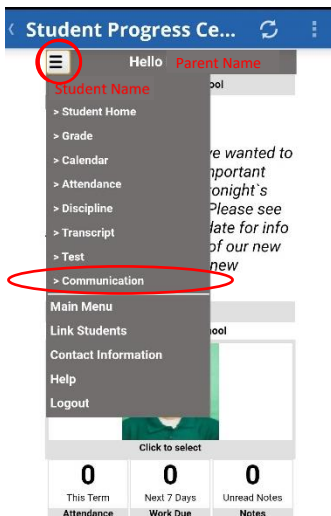
4.



Messages from the school & district (use the arrows to scroll)

Navigation buttons

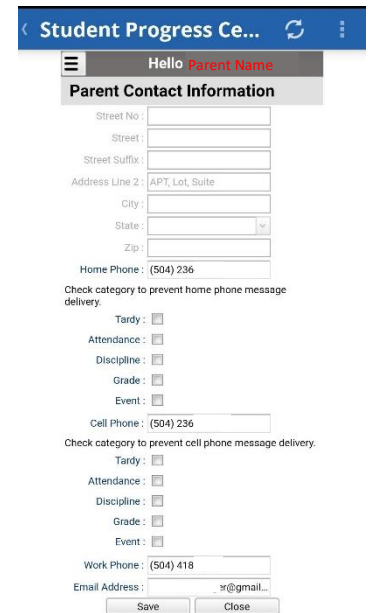
5. Click on the student's name to open a full menu list.



6. Use the COMMUNICATION tab to make sure that your personal contact information is up to date

- Receive texts, voice messages, emails
 - Closure due to weather
 - Emergencies
 - School Events
 - Attendance
 - Grades

NOTE: Checking the boxes REMOVES your number for the specific category.



**Students receive their own login information. There is no need for them to use the ones assigned to parents.